


Calculus I - Math 1210  
Mathematica Commands: From Basics To Calculus I - Version 13<sup>©</sup>



Edit your document (remove extras and errors, ensure the rest works correctly) and turn-in your print-out. If needed, add hand written comments to your print-out. It is not necessary to respond to questions inside the parentheses.


1. You may access the required software, called Mathematica, in the following three ways. 1. To get your own free copy log in using your WSU email at <https://user.wolfram.com/portal>. Activate your copy of Mathematica through “Activate through your organization (SSO)”. 2. Any campus computer lab, including Tracy Hall Computer Lab, TY 126, and Elizabeth Hall Computer Lab, EH 213. 3. Virtual Lab: For the Virtual Lab instructions, see <https://www.weber.edu/virtuallab>.

2. Here is how to get on Mathematica:





Log in on a computer. Move the mouse pointer to the **Mathematica icon**, which looks like the above star like symbol, and rapidly **click twice** using the **left mouse button**. You may find the mathematica icon on the desktop, under the button Start - Programs - Wolfram or Mathematica, or by doing a search for Mathematica. Then click on **NewDocument**, or on **New Notebook**, if a notebook doesn't automatically open. If you need help, ask the lab aide.

3. Entering information is like using a word processor. You can also use the arrow and backspace keys for editing. Try typing some text and practice editing it. Mathematica displays all work in “cells”. The brackets on the far right indicate the cell. You can create a new cell for your next input by clicking the mouse below the cell you have been working in. First a horizontal line will appear and then when you type a new cell will be created.

**Throughout this lab and future labs input the statements in True Type font exactly as is!**

4. Mathematica will do arithmetic operations using the usual symbols +, −, \*, /, ^ . A blank space between two terms also indicates multiplication but using \* might facilitate later editing. To see how it works, enter the following calculation followed by the appropriate **Evaluation** (Execution) key command; the **Enter** button on the number pad (not  on the main keyboard) should work on all computers.

4\*8  (in the number pad, not the Return key)

(In place of the  key, you may also use .) Now use Mathematica to evaluate the following. Remember to push the  key after each part. Check the answers using a calculator. If the output is the same as the input, you probably have made an error in typing.

- (a) 3+6\*5 (Does Mathematica follow order of operation rules?)
- (b) 274/3 (Try this again with a decimal point after either number.)
- (c) ((3.24\*6.791)-14.7)/(4.5+82/3) (Mathematica will not accept brackets or braces as computational grouping symbols. Try [(3.24 \* 6.791) - 14.7]/(4.5 + 82/3). Do you get the same answer?)
- (d) 2.6^2.99 (The symbol ^ is the power sign.)
- (e) 3 5 (Don't forget the space between 3 and 5.)

5. All built-in Mathematica commands or words begin with a capital letter and use “brackets” if a grouping symbol is appropriate. Type in and evaluate each of the following.
- (a) `Log[12.7]` (This is the natural logarithm  $\ln 12.7$ .)
  - (b) `E^2.5` (This is  $e^{2.5}$ .)
  - (c) `Log[10,72.8]` (This is the common logarithm  $\log 72.8$ . Notice that the first number indicates the base.)
  - (d) `Sqrt[64.0]` (This is  $\sqrt{64}$ .)
  - (e) `Abs[-2.5]` (This is  $|-2.5|$ .)
  - (f) `Sin[Pi/6]` (This is  $\sin(\pi/6)$ . Trigonometric functions are defined as a function of radians. If a degree unit is used, it must be indicated as shown next.)
  - (g) `Cos[30 Degree]` (This is  $\cos(30^\circ)$ .)
  - (h) `ArcTan[1]` (This is  $\tan^{-1}(1)$ .)
  - (i) `I*I` ( $I$  is  $i = \sqrt{-1}$ .)
6. You can find a numerical approximation using the function `N` and `NumberForm`. Type in and evaluate each of the following.
- (a) `E` (This symbol stands for the exact value of  $e$  and will only be replaced with its numerical value if asked.)
  - (b) `N[E]` (Approximate value of  $e$ .)
  - (c) `Pi` (This symbol stands for the exact value of  $\pi$  and will only be replaced with its numerical value if asked.)
  - (d) `N[Pi]` (Approximate value of  $\pi$ .)
  - (e) `Pi//N` (This is another way of asking for the numerical value of the  $\pi$ .)

The function `N` calculates the answer to 16 significant figures (not decimal places) but *Mathematica* only displays the default number of places. For viewing the answer to more than the default number of display places but **no more than 16** significant figures you must use the `NumberForm` command along with `N`. Try the following.

- (f) `NumberForm[N[E], 10]`
- (g) `NumberForm[N[Pi], 16]`

You can use the command `N` by itself for calculating and displaying the answer for **more than 17** significant figures. Try the following.

- (h) `N[Pi, 17]` (Did you get one more digit than the last part?)
- (i) `N[Sqrt[2], 50]` (This gives the value of the irrational number  $\sqrt{2}$  to 50 places.)

7. You can also input mathematics in a more standard form using palettes. A basic palette is usually present on the top right hand side of the screen. (If it is not, you can get it by clicking consecutively on the buttons Palettes, and Basic Math Assistant.) You can get a form by clicking on it in the palette. You can fill a form by clicking on each location and typing. You can also **Tab** between different locations in a form. Use the palette to type in each of the following and then evaluate each one.

- (a)  $3^{5.2}$
- (b)  $\sqrt{37.4}$
- (c)  $\sqrt{3.1^{2.7}}$
- (d)  $\frac{125.3}{72}$

8. The % key allows you to call back a previous output line. To call back the output from the previous line enter %, two lines up %, 3 lines up %%, etc. Evaluate the following.

- (a) `N[E^2]`
- (b) `Log[%]` (This is the natural logarithm of the last output or  $\ln(e^2)$  which, of course, is equal to 2.)
- (c) `Log[%%]` (This is the natural logarithm of the two outputs before, which is again  $\ln(e^2) = 2$ .)
- (d) `Log[%]` (What is this? Verify your answer!)

9. Mathematica can work symbolically to perform algebraic operations. Try these.

- (a) `Expand[(a+1)^5]`
- (b) `Simplify[3x^2-x-9+x^2+7x+5]`
- (c) `Factor[x^4 - 1]`
- (d) `Together[2/(x-3)-1/(x+2)]`
- (e) `Apart[5/((x-3)(x+2))]` (The partial fractions technique command is `Apart`.)
- (f) `Cancel[(x^2-2x-3)/(x^2-9)]`

10. Replacement. A single equal sign indicates replacements. Type in the following and evaluate them.

`x = 5; y = 12; z = a + b;`

Enter all of them in just one cell; you may enter each on a separate line or all on one line. If you type in more than one on the same line, be sure to separate them by semicolons. The final semicolon in a line suppresses the final output. If you have used all the semicolons, you should not get any output! Now evaluate the following.

- (a) `x` (This should give the assigned value of  $x$  which is 5.)
- (b) `z` (This should give the expression that  $z$  stands for:  $a + b$ .)
- (c) `x y^2` (Remember to insert the space between  $x$  and  $y$  to indicate a product.)
- (d) `Expand[z^x]` (This is  $(a + b)^5$ .)

The assignments for  $x$ ,  $y$  and  $z$  are permanent; this means that to reuse these variables for something else requires that they first be “cleared”. Type in the following and evaluate it.

- (e) `Clear[x,y,z]`
- (f) `x` (You should get  $x$  and not its previous value of 5. It is a good idea to clear each variable after its use, otherwise its reuse will give unintended results.)

11. In Mathematica, an equation is denoted by using two equal signs. For example, the equation  $3x+2==x-5$  represents the equation  $3x + 2 = x - 5$ . You can find exact solutions of many equations using the command `Solve`. Type in and evaluate each of the following. The solution is given as a replacement value for the variable ( $\{x \rightarrow \text{answer}\}$ ).
- `Solve[3x+2==x-5]` (If the output is an empty set, either this equation has no solution or you have forgotten to clear the value of  $x$  earlier. Check your answer.)
  - `Solve[z^2+2z==-2]` (Did you clear  $z$  earlier? What type of numbers are the solutions? When does a quadratic equation have two complex conjugate solutions?)
  - `Solve[a t-2==3a, t]` (The  $t$  after the comma indicates that the equation should be solved for  $t$  and not  $a$ . If you want to simplify your answer, use `Simplify[%]`.)
  - `Solve[{x-2y==4, x-1==5y}, {x, y}]` (To solve 2 or more equations, list all equations and unknown variables using brackets, as shown.)

If an equation cannot be solved exactly or an exact solution is not desired, then a numerical solution may work. Below are two such examples.

- `NSolve[{x^2+y^2==16, y==x^2-2x+2}, {x, y}]` (The solutions include points of intersections of the circle  $x^2 + y^2 = 16$  and the parabola  $y = x^2 - 2x + 2$ .)
  - `FindRoot[Cos[x]==x^3, {x, 1}]` (This command applies the Newton's method to the equation  $\cos x = x^3$  with the starting value  $x_1 = 1$ .)
12. The equal sign for entering functions is `:=` (not just `=`). Its independent variable is indicated by an underline (`shift` `[ _ ]`) after it. Both are placed in one bracket pair. Do not use capital letters in naming functions since it might get mixed up with Mathematica's reserved functions. Enter the following functions and then perform the indicated steps.
- `f[x_]:=x^2 - 5; g[x_]:=Sin[x]; h[x_]:=ArcSin[x]` (The functions defined are  $f(x) = x^2 - 5$ ,  $g(x) = \sin x$  and  $h(x) := \sin^{-1} x$  and the independent variable for all is  $x$ . Here, a semicolon at the end of the line has no effect!)
- `f[3]`
  - `f[g[Pi/6]]` (This is  $f(g(\pi/6))$ .)
  - `Solve[f[x]==4, x]` (This solves the equation  $x^2 - 4 = 5$ .)
  - `h[g[3 Pi/4]]` (This is  $\sin^{-1}(\sin \frac{3\pi}{4})$ . Is the answer correct!)


13. You can draw a function, relation, or equation using the `Plot` command. Each expression must be followed by a list which gives the variable(s) and the domain (minimum value to maximum value). Enter the following.
- `Plot[(x-1)/(x^2+4), {x, -5, 6}]` (The function graphed is  $y = \frac{x-1}{x^2+4}$  and the domain is  $-5 \leq x \leq 6$ .)
  - `Plot[f[x], {x, -4, 4}]` (This gives the graph of  $f(x) = x^2 - 5$ , which you inputted above, on the domain  $[-4, 4]$ .)
  - `Plot[2Sin[x+Pi/4] - Cos[x], {x, -4Pi, 4Pi}]`

## 13. (Continued.)

- (d) To graph two or more functions on the same coordinate system, enter them as a list.

`Plot[{Cos[x], x^3}, {x, -2Pi, 2Pi}]` (This is the graph of the two functions  $y = \cos x$  and  $y = x^3$  on the same coordinate system.)

- (e) You can read the coordinates of a point on a graph by first right clicking on the graph and choosing Drawing Tools (or Get Coordinates) in the window that opens up. (In earlier versions of Mathematica, click on the graph, hold down the
- `Ctrl`
- key and then push the
- `D`
- key (
- `T`
- for Mac OS).)

In the new window, click on the symbol that looks like a cross hairs  and move the cursor over the graph. Now, try to read the coordinates of the point of intersection of the two curves in the last part. (Is the  $x$  value of the point of intersection approximately what you got from the `FindRoot` command in the earlier part of this lab, or about 0.86?)

14. Mathematica can evaluate certain limits. However, it is best to first investigate existence of the limit of the function by graphing it or considering a table of its values, before applying the `Limit` command. Enter the following.

- (a)
- `Limit[(x^2-2x-3)/(x^2-4x+3), x->3]`
- (This is
- $\lim_{x \rightarrow 3} \frac{x^2-2x-3}{x^2-4x+3}$
- . Can you find it on your own?)

- (b) Let's investigate
- $\lim_{x \rightarrow 0} \frac{|x|}{x}$
- .

`Plot[Abs[x]/x, {x, -2, 2}]` Notice that there is a jump in the graph of  $y = \frac{|x|}{x}$  at  $x = 0$ . So  $\lim_{x \rightarrow 0} \frac{|x|}{x}$  does not exist since its left and right limit values are not equal. It is possible to ask for the left or right limit values. Try the following

`Limit[Abs[x]/x, x->0, Direction->"FromBelow"]` (This is  $\lim_{x \rightarrow 0^-} \frac{|x|}{x}$ .)

`Limit[Abs[x]/x, x->0, Direction->"FromAbove"]` (This is  $\lim_{x \rightarrow 0^+} \frac{|x|}{x}$ .)

`Limit[Abs[x]/x, x->0]` (Did Mathematica give the correct answer?)

- (c) Let's find
- $\lim_{x \rightarrow \infty} \frac{2x^3-1}{5x^3+10x^2+x}$
- . First graph it (for large
- $x$
- values) and if the limit seems to exist, use the
- `Limit`
- command.

`Plot[(2x^3-1)/(5x^3+10x^2+x), {x, 100, 1000}]` (Does  $\lim_{x \rightarrow \infty} \frac{2x^3-1}{5x^3+10x^2+x}$  seem to exist?)

`Limit[(2x^3-1)/(5x^3+10x^2+x), x->Infinity]` (Is the answer correct?)

## 15. Mathematica can do symbolic differentiation.

- (a)
- `D[x^2Sin[x]-3x+1, x]`
- (This gives the derivative of
- $y = x^2 \sin x - 3x + 1$
- with respect to
- $x$
- .)

- (b) You can also use the prime notation.

`f[x_] := x^3 - 2x^2 + 5`

`f'[x]` (Is  $f'(x) = 3x^2 - 4x$ ?)

`f''[x]` (This gives the second derivative  $f''(x)$ .)

`D[f[x], {x, 2}]` (This is another way of finding the second derivative  $f''(x)$ .)

- (c) You can also perform implicit differentiation.

`D[x^5 y[x]^2 + x Sin[y[x]]^3 == 1, x]` This differentiates the equation  $x^5 y^2 + x \sin^3 y = 1$  with respect to  $x$ . (`y[x]` indicates  $y$  is a function of  $x$ .)

`Solve[%, y'[x]]` (Now, you have solved for  $y'$ .)

`D[x^5 y[x]^2 + x Sin[y[x]]^3 == 1, {x, 2}]` This differentiates the same equation with respect to  $x$  twice.

`Solve[%, y''[x]]` (Now, you have solved for  $y''$ .)

16. Mathematica does symbolic integration. Mathematica evaluates definite integrals both numerically, and, also, by doing symbolic integration first. Input the following.

(a) `Integrate [x^2+1,x]` (Mathematica gives the antiderivative with  $C = 0$ .)

(b) `Integrate [x^2+1,{x,-1,2}]` (This evaluates  $\int_{-1}^2 (x^2 + 1) dx$  by first finding the antiderivative.)

(c) Numerical Integration. Often we do not know the antiderivative of a function but we can approximate its definite integral numerically.

`NIntegrate[E^(-x^2),{x,0,Infinity}]` (This evaluates  $\int_0^\infty e^{-x^2} dx$  numerically.)

(d) However, you can hand evaluate some integrals more efficiently than Mathematica. The easy way to evaluate  $\int 3x^2(2020 - x^3)^{2030} dx$  is by u-substitution. Mathematica expands its integrand before evaluating it.

`Integrate[3x^2 (2020-x^3)^2030, x]`

17. If you are using a university computer lab, please leave the computers as you find them. When you are done, close the software being used and log off properly.